




Quiver Farm Projects

Farm Education That's Fun!



Duck Hatching Journal



PROJECT Journal

DATE _____

S M T W T F S

FUN FACT

Different kinds of fowl eggs can have different incubation times. Chicks, ducks, turkey, geese and other birds can all vary between 3-8 weeks depending on the breed.

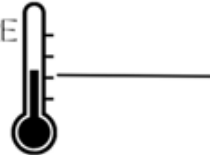
WATERED



TURNED EGGS



TEMPERATURE



ACTIVITY

Find a book on an animal that hatches out of an egg.

What similarities does it have to your eggs?

What differences are there?

NOTES


.....

.....

.....

.....

COLOR/DRAW



Name



Four sets of handwriting practice lines. Each set consists of a solid top line, a dashed middle line, and a solid bottom line.

PROJECT Journal

DATE _____

S M T W T F S

FUN FACT

Ducks have water proof feathers.

When they are preening their feathers they place a coat of oil on that water proofs them.

WATERED



FEED DUCKS



CLEAN BROODER BOX



ACTIVITY

Lets make our own duck feed. Just need some whole grain cereal, no added sugar, and crush it up. Give it to the ducklingss and see if they liked it.

NOTES

.....

.....


.....

.....

COLOR/DRAW

HOW DO THEY LOOK?





Hatching Journal Guide

Hello! Thank you for purchasing our hatching journals for your kids! Here are some notes on how you can use these journals to enhance your hatching program.

Each journal has a place in the beginning for the children to write their name, their teacher and grade. As well as the date they started the program and the date they finished it. The next page is a calendar page so they can map out when their eggs were delivered and when they are due to hatch.

At the top of each journal page, you can add the date and circle which day of the week it is.

Each day has a fun fact, required jobs of hatching/caring for ducklings on that day. A place to mark that you added water, turned the eggs, and checked the temperature or for after the ducklings arrival, they were fed, watered and cleaned the bedding. There is also a suggested activity and an area for writing and/or a space for a drawing.

There are five egg/incubation day pages and five duckling day pages.

After the journal pages there is a hatch announcement, Drawing/Writing page, five coloring pages and two pages of simple questions designed to reiterate what was taught and what they loved about the program. The last page leaves room for pictures to be pasted.

In total these books have writing, calendar, temperature, responsibility, coloring, drawing, creative building, cutting and pasting all wrapped up in an easy booklet to take home as a wonderful memory to hold onto.

Extra note: The rooster and hen coloring pages can be used as “Name the Parts” activity.

If you have any questions, please contact the office at office@quiverfarm.com.